

Growth Mindset Assessment Project

Timeline: 2 classes

Option A:

Create a cartoon showing characters using a growth mindset.







- Minimum 4 boxes. Should include an introduction and conclusion. (Ask your teacher for blank paper)
- Needs to show characters struggling with some kind of problem, then using a growth mindset to be successful.
- Should be coloured and neat.
- Include dialogue to show what the characters are thinking.
- Include descriptions or a story-line if needed to make the story clear.

Option B:

Create a collage based on well-known characters from books/movies/TV shows/fairy tales, etc. showing Fixed vs. Growth mindset.

- Minimum 3 examples for fixed and 3 examples for growth.
- Must include a picture AND an explanation of how that character has a fixed or a growth mindset.
- If pictures are hand drawn they should be neat and coloured.
This project can also be completed in a Google doc and shared with your teacher through Google.
- See example p. 2 for suggested format.

Example:

| Fixed Mindset | Growth Mindset |
|---|---|
|  <p>Character: _____ From: (List movie or book title) How they show fixed mindset: _____ _____</p> |  <p>Character: _____ From: (List movie or book title) How they show growth mindset: _____ _____</p> |
|  <p>Character: _____ From: (List movie or book title) How they show fixed mindset: _____ _____</p> |  <p>Character: _____ From: (List movie or book title) How they show growth mindset: _____ _____</p> |
|  <p>Character: _____ From: (List movie or book title) How they show fixed mindset: _____ _____</p> |  <p>Character: _____ From: (List movie or book title) How they show growth mindset: _____ _____</p> |