

POTENTIALLY DANGEROUS MATERIALS

WARNING SYMBOLS

Name:

Date:

Block:

Hazardous Household Product Symbols



Poison



Flammable




Explosive



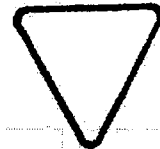
Corrosive



Danger



Warning





Caution

- The shape of border indicates level of threat.
- The more sides the greater the threat.

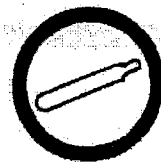
Some memory tricks to remember what each border shape indicates:

The following are samples of Hazardous Household Product Symbols. Beneath each symbol, in the space provided, write the symbol's two part name.



Workplace Hazardous Material Information System (WHMIS) Symbols:

Use your Safety handout to identify the names of the WHMIS symbols below.



What WHMIS labels must be placed on the items listed below?
Some items must be labelled with more than one symbol.

- 1) A helium tank _____
- 2) A heat source could ignite it _____
- 3) Repeated exposure can cause permanent damage _____
- 4) Immediate toxic affects, potentially fatal _____
- 5) Fuels fires by releasing oxygen _____
- 6) Drops or impact can destabilize material _____
- 7) Leftovers from a science class dissection _____
- 8) Immediate exposure can eat through metal or skin _____
- 9) Spontaneous combustion when exposed to air or water _____
- 10) Carcinogens (Cancer causing materials) _____
- 11) Blood contaminated by hepatitis B _____
- 12) Avoid contact with skin or eyes or inhaling _____
- 13) Store in a cool, fire-proof area _____
- 14) Household cleaners (bleach, lye) _____
- 15) Fire or explosion risk near flammable or combustible material _____
- 16) Can cause health concerns later on (allergies, asthma, sterility) _____